

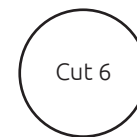
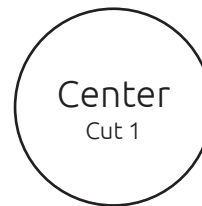
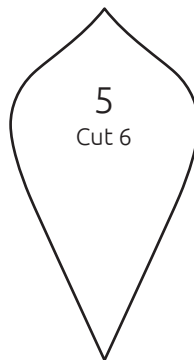
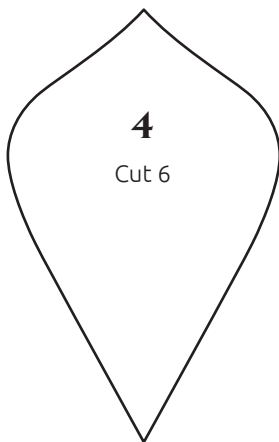
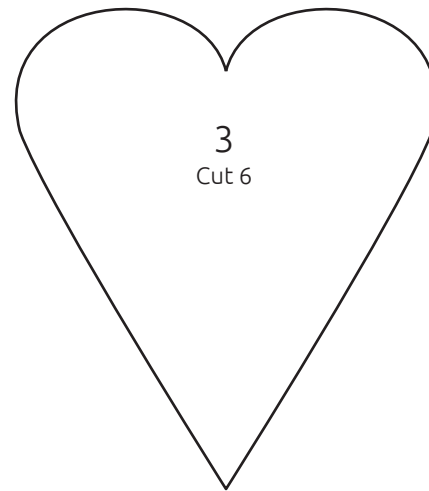
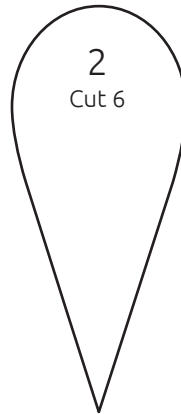
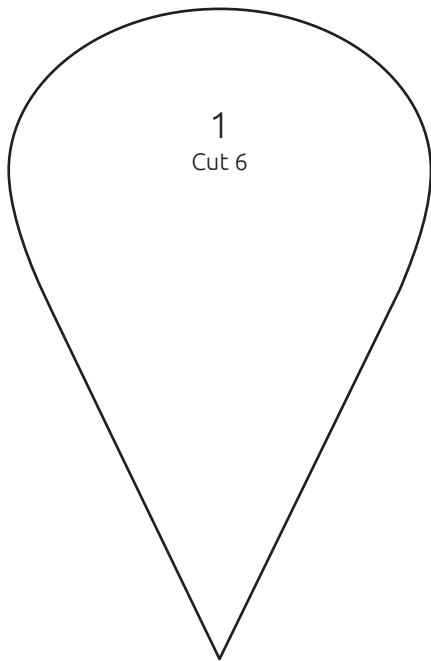


Photocopy or trace over this circle; then doodle inside to warm up
or use it as a template for your designs.



Photocopy this template; then choose a color scheme, and color in this mandala with colored pencils, pens, or markers.






PAINTED PATTERNS

If you're looking for a relaxing art activity aside from mandalas, try painting simple watercolor patterns. Whether you choose a single color or a whole palette's worth, the repetitive action of pattern painting can be quite soothing once you get into the flow. Plus the finished patterns look striking framed or cut up for papercraft projects.

KIRIGAMI TEMPLATES



MAKE IT A FLOWER

Kirigami papercuts are infinitely adaptable. To transform the provided templates into flowers rather than mandalas, simply skip the two strips in the top right corner of each template. This simple adaptation allows you to cut striking kirigami flowers. Try adjusting the width and angle of the petals for a variety of flower shapes.