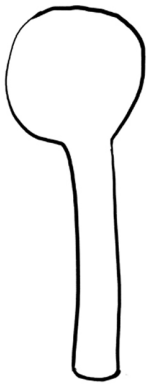
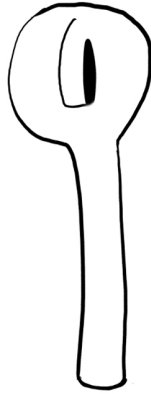


# How To Draw The Alien From 'Lights On Cotton Rock.'

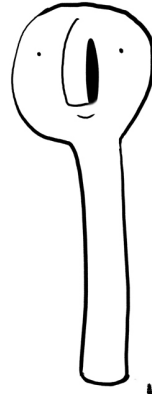
in 7 steps.



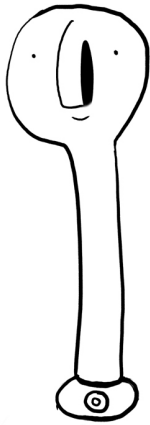
1. Draw a spoon.



2. Add a nose



3. and Mouth + eyes.



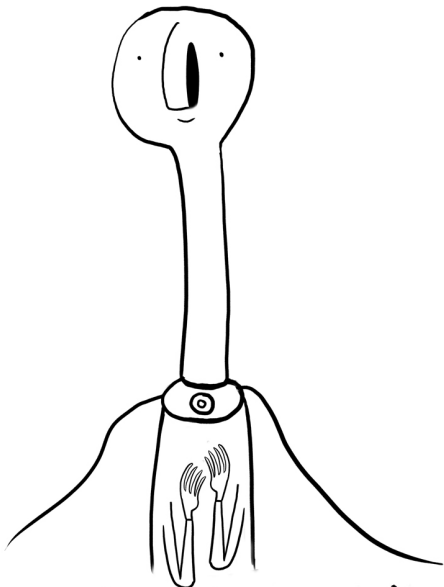
4. Draw a 'space collar'



5. Add a body



6. and little arms.



7. and finally a cool sci-fi cloak.

\* Voila, you have  
\* now drawn the  
\* friendly alien from: \*

**LIGHTS  
ON  
COTTON  
ROCK**

By DAVID LITCHFIELD



# LIGHTS ON COTTON ROCK



## Out of this world wordsearch!

b	s	e	c	y	c	l	e	o	r
a	p	l	w	o	n	d	e	r	a
f	a	i	n	r	t	l	k	t	l
a	c	g	s	d	f	i	a	m	i
m	e	h	o	m	e	m	e	s	e
i	s	t	a	r	s	a	l	w	n
l	h	k	p	i	e	a	r	t	h
y	i	a	f	g	a	l	a	x	y
e	p	l	a	n	e	t	o	x	i
c	i	t	s	a	m	a	g	i	c

## Can you find these words?

Galaxy  
Spaceship  
Torch  
Stars

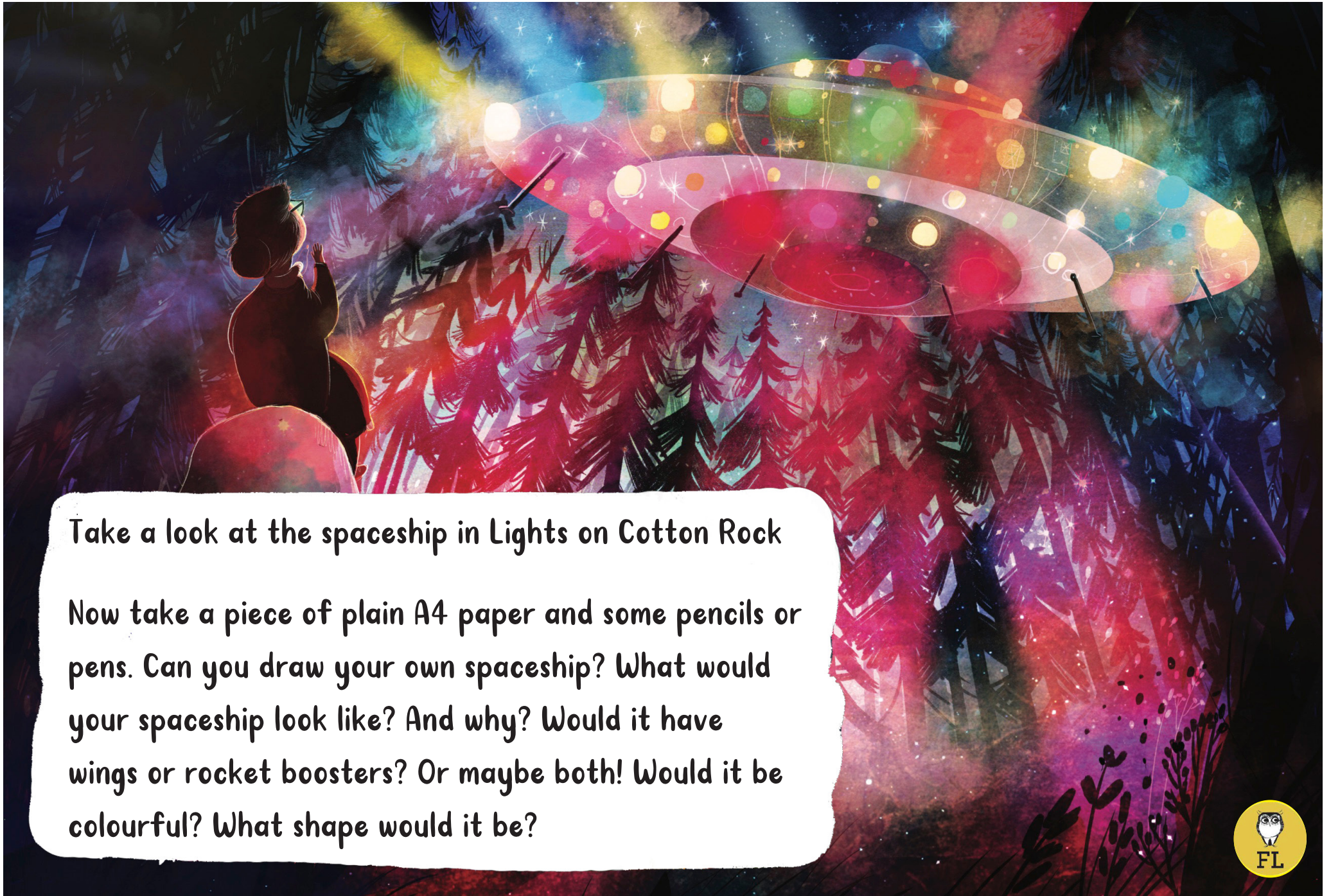
Light  
Magic  
Home  
Earth

Alien  
Family  
Wonder  
Planet

Once you've found all the words, can you use them to create a 100 word story?







Take a look at the spaceship in Lights on Cotton Rock

Now take a piece of plain A4 paper and some pencils or pens. Can you draw your own spaceship? What would your spaceship look like? And why? Would it have wings or rocket boosters? Or maybe both! Would it be colourful? What shape would it be?



# LIGHTS ON COTTON ROCK



Let's do some writing of our own!

Write a newspaper report about the sighting of a UFO on Cotton Rock...  
Or about the first alien encounter with a human.

---

---

---

What do you think is the most magical thing about Earth?

---

---

---

Write Heather's diary entries about her experiences in the story.

---

---

---

Write a short review of the story to add to a shelf in a library or bookshop.

---

---

---

---







**Draw your own Comic Strip!**  
Take a plain piece of A4 paper and  
fill it with these 9 shapes:


Now fill them with pictures of your own.  
See how they link together to tell a  
story in the example? What  
story can you tell?

