


If you see a **LION**



**CAN YOU COLOUR IN RABBIT AND HIS MYSTERIOUS FRIEND?
REMEMBER TO SHOUT IF YOU SEE A LION!**




Illustrations © Andrea Stegmaier

Written by Karl Newson, Illustrated by Andrea Stegmaier

If you see a
LION

DRAW A SELF-PORTRAIT
(LOOK AT THE INSTRUCTIONS ON THE OTHER PAGE)



↑ YOUR NAME HERE



If you see a LION

HOW TO DRAW A SELF-PORTRAIT OR A PORTRAIT OF A FRIEND



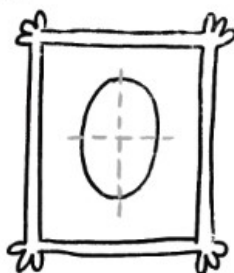
① FIND A MIRROR, LOOK AT YOUR FACE CLOSELY, VERY CLOSELY.



② DRAW AN OVAL, MORE THE SHAPE OF AN EGG THAN A MELON.

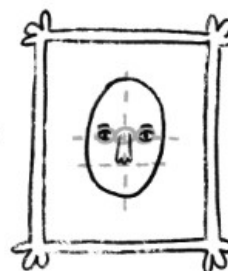


③ MAKE TWO VERY LIGHT LINES, CUTTING THE OVAL IN HALF, VERTICAL AND HORIZONTAL

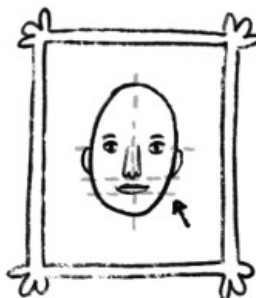


YES REALLY THAT LOW!

④ ADD EYES ON THE HORIZONTAL LINE, LEAVE THE WIDTH OF AN EYE BETWEEN THEM. CUT THE BOTTOM IN HALF. ADD THE NOSE ON THE CENTER LINE, STARTING BETWEEN THE EYES GOING TO THE NEW BOTTOM LINE.



⑤ ADD A LIGHT LINE, CUTTING THE BOTTOM QUARTER IN HALF. DRAW YOUR MOUTH. THE EARS ARE AS LONG AS THE NOSE.



DON'T FORGET TO LOOK IN THE MIRROR



⑥ ERASE THE LIGHT LINES AND ADD HAIR AND YOUR FAVORITE OUTFIT.



⑦ ADD A FANCY DRESS TO MAKE A DISGUISE. IF YOU LIKE, DRAW THEM ON A SEPARATE SHEET AND CUT THEM OUT OR MAKE A COPY OF YOUR PORTRAIT.



OPTIONAL

